

Dashboard

Doctors

7

Top Specialties

18

Consultation Success Rate

78.52%

Total Corporate Employees

6592

Total App Downloads

309

Peak Consultation Hours

7 Hours

Total Patients

7132

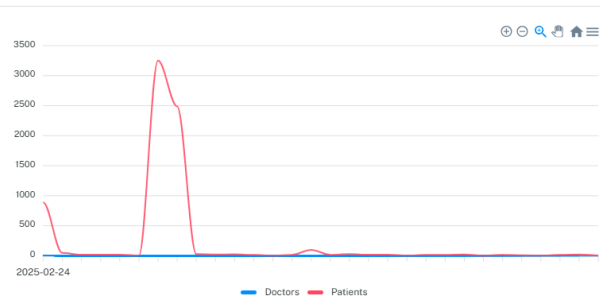
Total Appointment

256

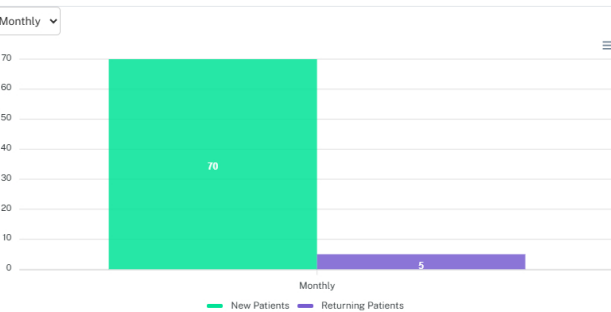
Completed Appointments

201

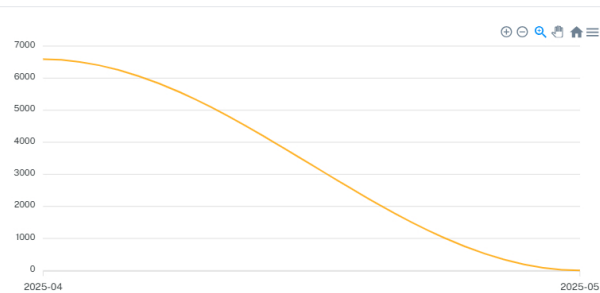
Total Active Users (Patients & Doctors) Over Time (Graph)



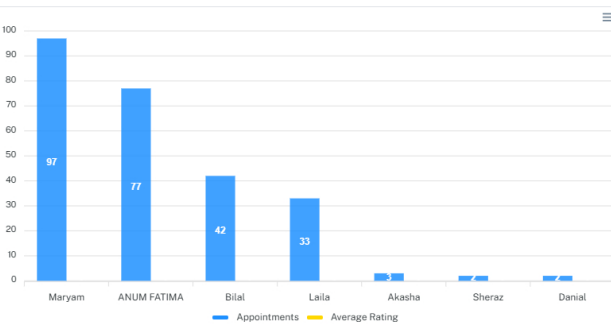
New vs. Returning Patients (Daily/Weekly/Monthly) (Graph)



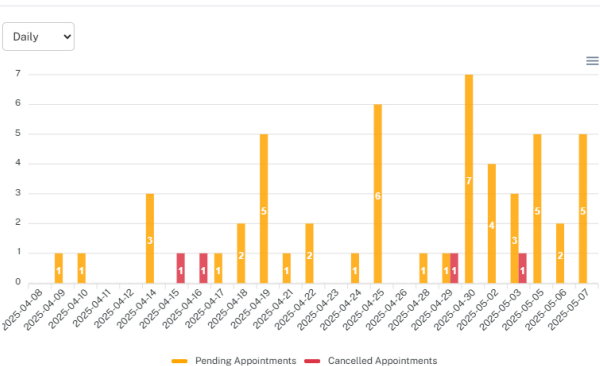
Monthly Active Corporate Users (Graph)



Top-Performing Doctors (Based on Ratings & Appointments) (Graph)



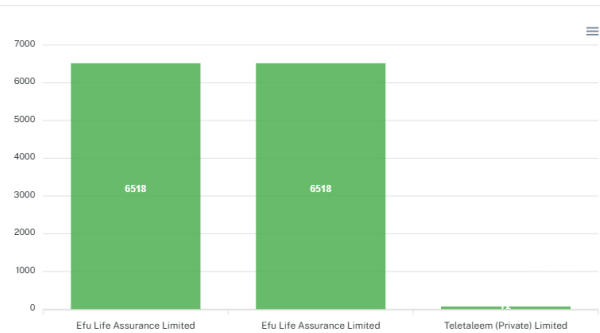
Pending & Cancelled Appointments



Total & Completed Consultations (Daily/Weekly/Monthly) (Graph)



Top Companies by Employee Engagement



Consultation Mode Usage (Video, Uan)

